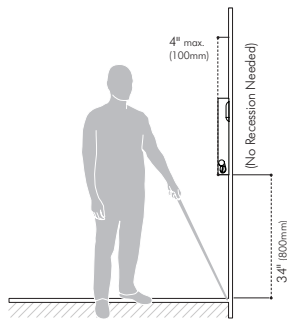


Mobility access within washroom facilities

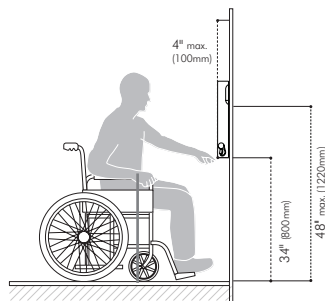
Because the Airblade 9kJ hand dryer is primarily installed in a restroom setting, it must comply with at least two primary accessibility requirements. The first is that the unit be placed on an accessible route but not protrude into any required accessible clear area of other items, such as a door, sink, water closet, urinal or fixed waste receptacle. The second is the mounting height relating to reach range and space requirements to use the unit itself. State or local codes may require more stringent accessibility standards when facilities are newly constructed or altered. An accessible toilet room is comprised of an accessible entrance, accessible turning space, and at least one type of accessible dispenser and fixture of each type. The Airblade 9kJ hand dryer would be considered a wall mounted unit similar to a towel dispenser.



Clearance for wall-mounted protruding objects:

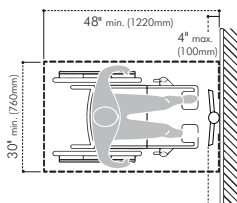
Airblade 9kJ is less than 4 inches protruding from the wall.

Traditional hand dryers that protrude beyond the 4" are allowed to be of an unlimited distance by ADAAG as long as they are mounted at 27" above finished floor (AFF) or lower so that they overlap the cane detection range. Objects mounted with their leading edges at or below 27" (685 mm) AFF may protrude any amount; however, protruding objects should not reduce the clear width of an accessible route or maneuvering space. Any retrofit installation must comply with the newest and most stringent code standards.



Forward reach:

Often accessibility code concepts are concerned with people in a seated position who use wheelchairs, which naturally limits the height and depth of their reach range. Because of the design of the Airblade 9kJ hand dryer, it is assumed that a front approach is the only way the unit can be properly used, therefore the side approach standards should not apply.



Forward reach over an obstruction:

A clear area in front of the unit should be a minimum of 30" wide by 48" of length. This area can overlap a circulation path but should not overlap other required accessible areas, for example, a lavatory sink in restrooms with access to more than one user at one time. Single use restrooms can overlap accessible areas due to the fact that they are used by only one person at a time.

Dyson Airblade 9kJ accessible installation matrix:	Yes/No	Compliant
Does the unit have the required front approach 30" x 48" clear floor clearance?	Yes	Yes
Does the reach range exceed 40" maximum height above the finished floor surface?	No	Yes
Is the hand dryer mounted at a height where it is considered a protruding object?	No	Yes
Does the front edge project more than 4" into the path of travel when properly mounted?	No	Yes
Does the unit provide the proper 9" toe clearance?	Yes	Yes

Conclusion

Based on our review of data provided by Dyson for the Airblade 9kJ hand dryer it appears that if properly installed per manufacturer's recommendations for height, and the design professional allows the proper front approach clear area with no conflicting overlapping accessible areas, then the unit should comply with accessible requirements.

*Source: ADA Accessibility Guidelines for Buildings and Facilities (ADAAG), Section 4. Accessible Elements and Spaces: Scope and Technical Requirements.

LOW VOLTAGE AND HIGH VOLTAGE TECHNICAL SPECIFICATION

Electrical

Input voltage: Low voltage = 100–120V, High voltage = 200–240V
Frequency: 100–115V at 50/60Hz, >115–120V at 60Hz; 200–240V at 50/60Hz
Standby power consumption: Less than 0.5W
Motor specification: 900W (Max) / 650W (Eco), digital V4 brushless motor
Motor switching rate: 5,000 per second (Max mode) / 4,533 per second (Eco mode)
Amp: Dedicated 20A circuit suitable for up to two (2) machines. 8.18A (Max)/5.91A (Eco) at 110V; 4.09A (Max)/2.95A (Eco) at 220V
Heater type: None

Construction

Fascia: Stainless steel – Brushed (304L)
Backplate mounting bracket: Stainless steel
Exterior screw type: Anti-tamper 1 3/4 in Pin-Hex
Water ingress protection rating to IP24
Net weight: 9.99lb / 4.53kg

Filter

Sealed HEPA filter (glass fiber and fleece prelayer)
Captures 99.97% of particles as small as 0.3 microns

Operation

Touch free 'time of flight' sensor activation
Hand dry time measurement: 10 seconds (Max) mode / 12 seconds (Eco) mode (measurement based on NSF P335 to a measurement of 0.1g residual moisture)
Sound power level: 79dB(A) (Max) mode / 76dB(A) (Eco) mode
Sounds pressure level @ 2m: 64dB(A)* Max mode / 62db(A)* Eco mode
Operation lock-out period: 30 seconds
Airspeed at aperture: 602km/h or 374mph (Max mode) 542km/h or 337mph (Eco mode)
Maximum altitude: 9,842 feet / 3,000 meters
Operating temperature range: 32°–104°F / 0°–40°C

Logistics

Unit barcode: Low voltage: 885609017693, High voltage: 885609017686
Packaged weight: 16.84lb / 7.64kg
Packaged dimensions: H 5.1" (129mm) × W 20.5" (520mm) × D 24.3" (616mm)
Pallet quantity: 34

Standard warranty

5 year parts (self-service)

Dyson backplate

Where only unsupported plasterboard is available for installation, a Dyson backplate must be used. The Dyson backplate helps protect the wall from water damage and can be used to cover holes/marks left from previously installed products – including the Dyson Airblade dB hand dryer. Contact the Dyson Helpline or www.dyson.com for further information.




Product range

HU03 Stainless Steel

Part number/SKU

Low Voltage: 282997-01
High Voltage: 314696-01



Accreditations

Carbon Trust, HACCP International
ADA compliant, NSF International
Contributes to LEED certification
Contributes towards satisfying Feature W08 under the WELL Building Standard™



The Carbon Reduction Label is the registered trade mark of the Carbon Trust. International WELL Building Institute™ and the related logo are trademarks used with permission from the International WELL Building Institute™. HACCP International non-food certification mark is the registered trademark of HACCP International. HACCP International have certified Dyson products based on their recommended installation and operating conditions. The NSF logo is the registered trade mark of NSF International.

*Sound pressure measured at 6.56 feet (2 meters) distance, in a semi-anechoic chamber.


For more information, please contact Dyson:

1-888-397-6622 | design@dyson.com | www.dyson.com

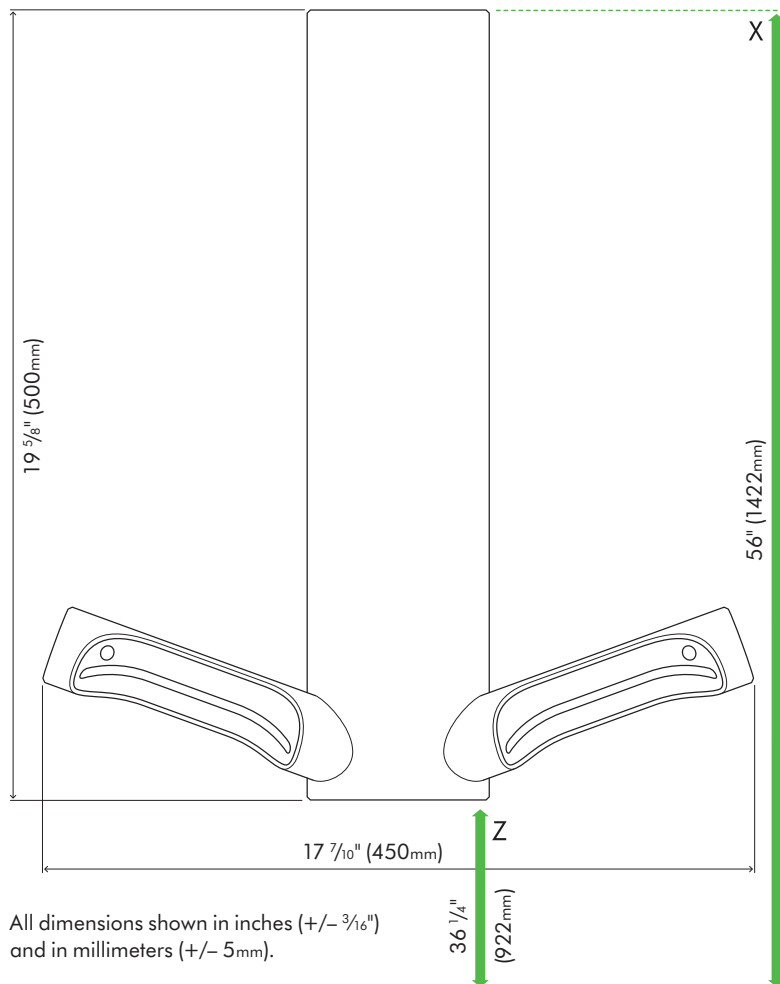
dyson airblade 9kJ

TECHNICAL SPECIFICATION

HU
03




FRONT ELEVATION

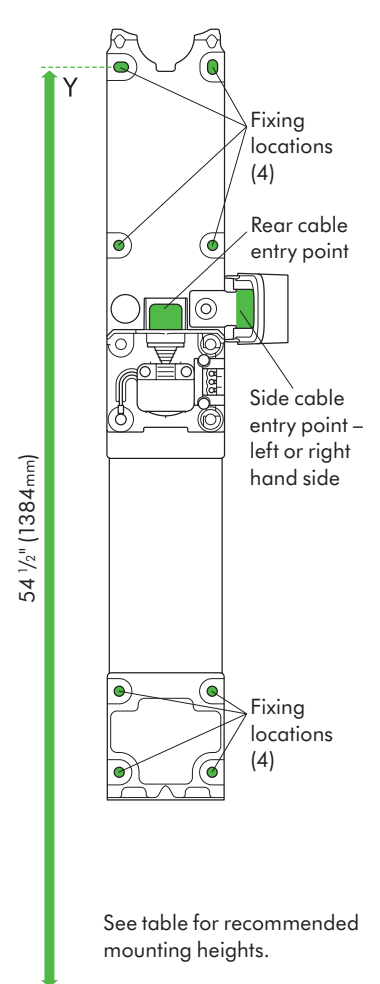


All dimensions shown in inches (+/- 3/16") and in millimeters (+/- 5mm).

SIDE ELEVATION



BACK PLATE



See table for recommended mounting heights.

FLOOR

Machine dimensions

Height 19 5/8" (500mm) × Width 17 7/10" (450mm) × Depth 4" (100mm)

Minimum clearance

8 1/4" (210mm) above machine.

Recommended installation heights from floor

Adult	X 56" (1422mm)	Y 54 1/2" (1384mm)	Z 36 1/4" (922mm)
Wheelchair/child	X 53 3/4" (1365mm)	Y 52 1/4" (1327mm)	Z 34" (865mm)

Rear cable entry point from floor

Adult	48 1/4" (1226mm)
Wheelchair/child	46" (1169mm)