


dyson supersonic

User guide



JN.103643 PN.306639-18-05 08.08.19

HD01

IMPORTANT SAFETY INSTRUCTIONS

**BEFORE USING THIS
APPLIANCE READ ALL
INSTRUCTIONS AND
CAUTIONARY MARKINGS IN
YOUR USER GUIDE AND ON
THE APPLIANCE**

When using an electrical appliance, basic precautions should always be followed, including the following:



WARNING

**THE APPLIANCE, FILTER
AND ATTACHMENTS
CONTAIN MAGNETS.**

1. Keep away from pacemakers, defibrillators, credit cards and electronic storage media.



WARNING

**THESE WARNINGS APPLY
TO THE APPLIANCE,
AND ALSO WHERE
APPLICABLE, TO ALL TOOLS,
ACCESSORIES, CHARGERS
OR MAINS ADAPTORS.
TO REDUCE THE RISK OF
FIRE, ELECTRIC SHOCK,
OR INJURY:**

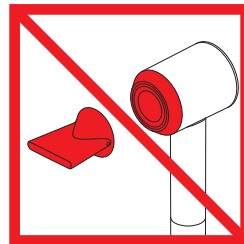
2. This Dyson appliance can be used by children aged from 8 years and above and persons with reduced physical, sensory or reasoning capabilities, or lack of experience and knowledge, only if they have been given supervision or instruction by a responsible person concerning use of the appliance in a safe way and understand the hazards involved. Cleaning and user maintenance shall not be made by children without supervision.
3. Do not allow to be used as a toy. Close attention is necessary when used by or near children. Children should be supervised to ensure that they do not play with the appliance.



4. **WARNING:** Do not use this appliance near bathtubs, showers, basins or other vessels containing water.
5. If the supply cable is damaged, it must be replaced or repaired by the manufacturer, its service agent or similarly qualified persons in order to avoid a hazard.
6. This appliance has a non-self resetting thermal cut-out safety device to prevent overheating.

If your appliance cuts out, unplug it from the mains supply socket and leave to cool.

7. **CAUTION:** In order to avoid a hazard due to inadvertent resetting of the thermal cut-out, this appliance must not be supplied through an external switching device, such as a timer, or connected to a circuit that is regularly switched on and off by the utility company, or plugged into any socket where the electrical supply is unstable or likely to be turned off.
8. When the appliance is used in a bathroom, unplug it after use since the proximity of water presents a hazard even when the appliance is switched off. For additional protection when the appliance is used in a bathroom, it is recommended that a Residual Current Device (RCD), with a residual operating current not exceeding 30 mA is installed in the electrical circuit supplying the bathroom. Contact a qualified electrical installer for advice.
9. Do not use the appliance for any other purpose than drying hair.
10. Do not handle any part of the plug or appliance with wet hands.
11. Do not unplug by pulling on the cable. To unplug, grasp the plug, not the cable. The use of an extension cable is not recommended.
12. Do not stretch the cable or place the cable under strain. Keep the cable away from heated surfaces and do not wrap the cable around the appliance.
13. Do not use any lubricants, cleaning agents, polishes or air fresheners on any part of the appliance.
14. Contact the Dyson Helpline when a service or repair is required. Do not disassemble the appliance as incorrect reassembly may result in an electric shock or fire.
15. If the appliance is not working as it should, if it has received a sharp blow, if it has been dropped, damaged, left outdoors, or dropped into water, do not use and contact the Dyson Helpline.



The air exit and metal ring may be hot during use. Allow to cool before handling.

Thank you for buying the Dyson Supersonic™ hair dryer

Activate your guarantee now

We don't stop caring about our machines once they're yours.

Even after your guarantee has ended, we'll still be on hand to help.

This machine is for household use and is not intended for business purposes.


Using this machine for professional or commercial purposes will invalidate the guarantee.

Your serial number can be found on the rating plate located on the cable label, towards the plug. Note your serial number for future reference on the back page of your User guide.



In the box

Dyson Supersonic™
hair dryer



Non-slip mat



Smoothing nozzle



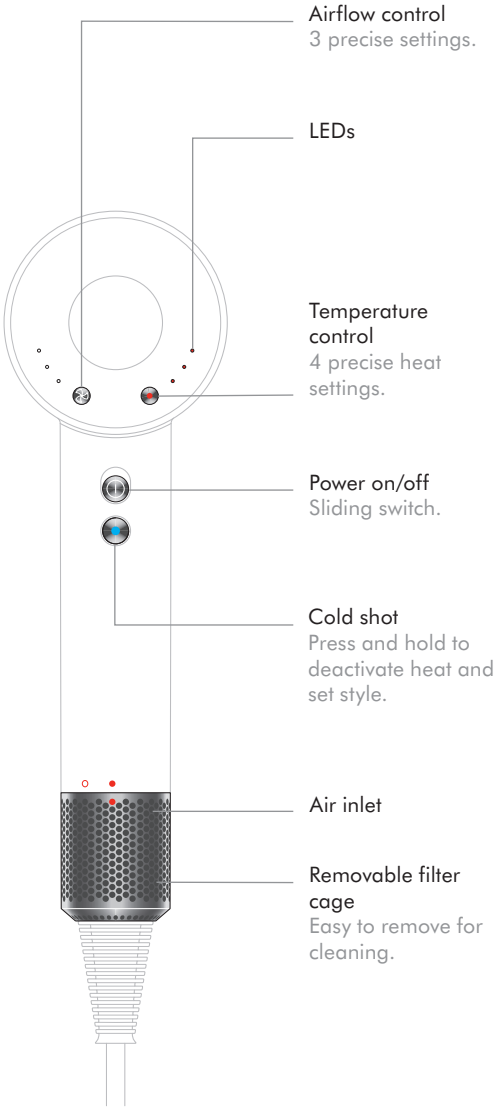
Styling concentrator



Diffuser



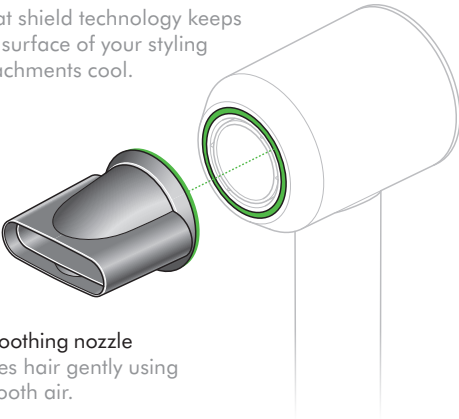
Functions



Attachments

Your Dyson Supersonic™ hair dryer has magnetic styling attachments, for easy fitting and rotation during styling.

Heat shield technology keeps the surface of your styling attachments cool.



Smoothing nozzle
Dries hair gently using smooth air.

Diffuser
Diffused, even airflow to help define curls and reduce frizz. Recommended for use on the low temperature and flow settings.



Styling concentrator
Fast, precise airflow for controlled styling, one section at a time.



LEDs



Settings
The LED lights indicate which settings you are using.

Flow

●	●	●	Fast
	●	●	Medium
		●	Gentle

Temperature

●	●	●	High
	●	●	Medium
		●	Low
No red LED	○		Cool

Maximum operating temperature in normal working conditions: 105°C.

Maximum thermistor temperature at safety shut down: 145°C.

Diagnostics
The LEDs will flash continuously to let you know that your machine needs attention.

● ● ● Clean filter. See the Cleaning section for details.

● ● ● Contact the Dyson Helpline.

Cleaning



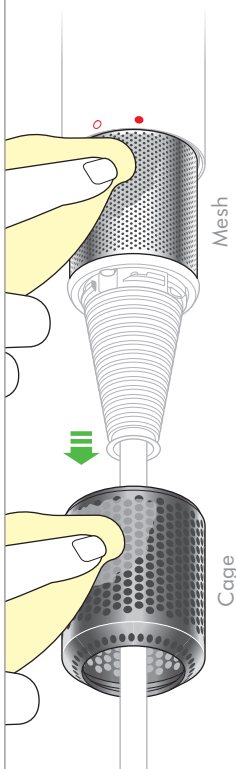
Unplug your machine from the mains electricity supply before cleaning your filter.

1



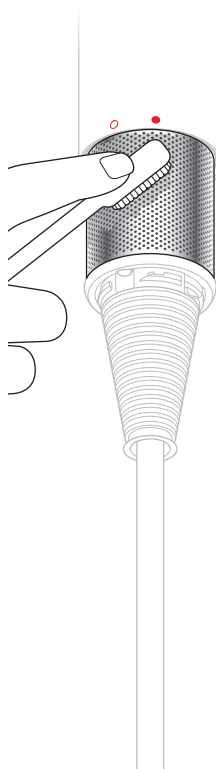
Hold the handle of your machine firmly and gently rotate the filter cage anti-clockwise.

2



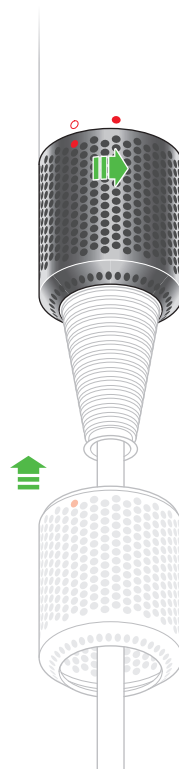
Pull down and away from the machine. Use a lint-free cloth or soft brush to remove any dust or debris from both the filter cage and the filter mesh.

3



Do not use water to clean the filter. Do not apply too much pressure to the filter mesh.

4



Rotate the filter cage back into position, ensuring the correct alignment.

Rotate clockwise to lock before use.

USING YOUR DYSON MACHINE

PLEASE READ THE 'IMPORTANT SAFETY INSTRUCTIONS' IN YOUR DYSON USER GUIDE BEFORE PROCEEDING.

LOOKING AFTER YOUR DYSON MACHINE

- Do not carry out any maintenance or repair work other than that shown in your Dyson User guide, or advised by the Dyson Helpline.
- Always disconnect the plug from the mains before inspecting for problems. If the machine will not operate, first check the mains socket has an electricity supply and that the plug is properly inserted into the socket.

DISPOSAL INFORMATION

- Dyson products are made from high grade recyclable materials. Recycle where possible.

GUARANTEE TERMS & CONDITIONS

Please contact Ahmed Abdul Wahed Trading Co. (SA) or Jumbo Electronics Co. Ltd (LLC)(UAE) for the terms and conditions of your guarantee.

Please keep your invoice to validate your guarantee.

HD01/HD03	
1. The Power Factor	Power factor approximately 0.5114
2. The Number of speed and the value of each (rev/min):	10 Speed setting 1500-8500 RPM
3. The rated air delivery (m ³ /min):	22.8
4. Insulation of Machine:	Double Insulation



Dyson Customer Care

If you have a question about your Dyson machine, call the Dyson Helpline with your serial number and details of where and when you bought the machine, or contact us via the Dyson website.

Dyson Contact Details

SA

Website: www.sa.dyson.com

Dyson Helpline:

90024440000

Address:

Ayan Distribution, Al Reem Center, Al Rawdah St.,
Al Rawdah District, Jeddah 25200.

UAE

Website: www.dyson.ae

Dyson Helpline:

800 Jumbo (58626)

Email:

Customer.svc@jumbo.ae
uae@dyson.com

Address:

Jumbo Electronics Co. Ltd (LLC)
ESAG Building, Karama
Mail --3,246, Dubai
United Arab Emirates