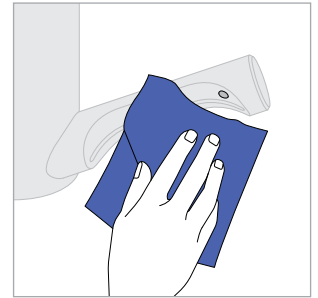


Cleaning guide

To always get the best performance from the Dyson Airblade 9kJ hand dryer, it's important to regularly clean it and check for blockages.

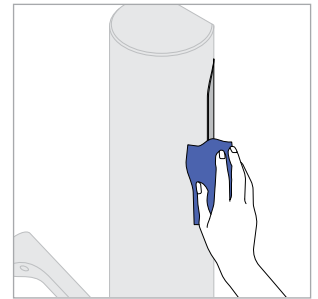
Clean the machine

Wipe the sensors using a soft cloth and non-abrasive cleaner.



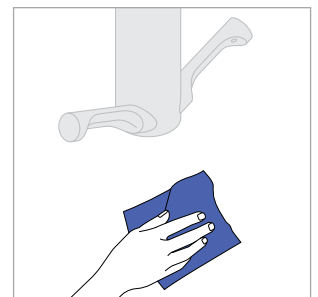
Clean and check for blockages

Check for blockages, dust or debris and wipe over the sensors, air inlets and air outlets.



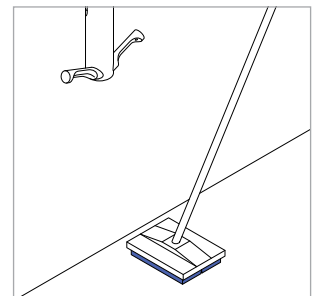
Clean around the machine

Clean the wall and areas surrounding the machine.



Clean the floor

Clean the floor around the machine.



Important information

Do not pressure wash the machine. All cleaning chemicals should be used exactly as indicated by the manufacturer's instructions (including appropriate dilution). All chemical residue should be removed after cleaning.

Recommended to use

Alcohols
Quaternary ammonium
Mild detergent

Do not use

Solvent/oil-based mixes
Alkali-bleach mixes
Foaming ingredients
Bleach or abrasive cleaners

Servicing and support

For more information:
AU: 1 800 337 426
AUCommercial@dyson.com
www.dyson.com.au/forbusiness

NZ: 0800 397 667
NZCommercial@dyson.com
www.dyson.co.nz/for-business